


































## SYMBOLS











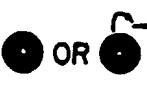
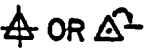



FM 4-155, Reference Data (Seacoast Artillery and Antiaircraft Artillery) 1940

TABLE C.—Symbols for seacoast artillery fire-control maps, diagrams, and structures

Part 1.—Basic symbols




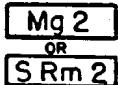
Name	Abbreviation	Symbol
Harbor defense command post	H D C P	
Groupment command post	Gpmt C P	
Fort command post	Ft C P	
Gun group command post	G C P	
Mine group command post	M C P	
Seacoast battery command post	B C P	
Harbor defense observation station	H D O P	
Groupment observation station	Gpmt O P	
Fort observation station	Ft O P	
Gun group observation station	G O P	
Mine group observation station	M O P	
Battery observation station	B O P	
Emergency observation station	E O P	
Antiaircraft observation post	A A O P	
Battery spotting station	S O P	
Separate observation station	O P	

Name	Abbreviation	Symbol
Operations and plotting room	O P R	
Plotting room	P	
Self-contained base range-finder station	R F	
Magazine	Mg	
Shellroom	S Rm	
Temporary or improvised fire-control structures	Imp	
Mine casemate	M C	
Mine loading room	L R	
Searchlight, 60-inch seacoast	S L	
Searchlight, seacoast, other than 60-inch	S L	
Antiaircraft searchlight	A A S L	
Searchlight shelter	S Sh	
Searchlight powerhouse	S P H	
Searchlight controller booth	C B	
Data booth	Data B	
Watchers booth	W Bth	
Meteorological station	M E T	








Name	Abbreviation	Symbol
Tide station	Td	
Signal station	S S	
Fire Control switchboard room	F S B	
Post telephone switchboard room	P S B	
Combined fire-control & post telephone S B room	F S B P S B	
Cable terminal	C Ter	
Powerhouse	P H	
Radio powerhouse	R P H	
Central powerhouse	C P H	
Pumping plant	P P	
Datum point		
Triangulation station		
Intersection point		
Benchmark	B M	
Lighthouse	L H	

*Part 2.-Numbers for harbor defense installations.—a.* In harbor defense, seacoast artillery installations of each type are numbered consecutively from right to left, facing the center of the field of fire of the harbor defense. Antiaircraft installations pertaining to the harbor defense may be numbered in any convenient sequence.




*b.* Groupments, gun groups, mine groups, batteries, and all installations functioning directly under the harbor defense commander, such as harbor defense observation stations, searchlights, and underwater listening posts, are numbered consecutively, each type in a separate series, beginning with number 1. These numbers normally are shown as subscripts to the letter included in the appropriate symbol. Exceptions are included among the examples that follow.

Name	Abbreviation	Symbol
Harbor defense observation station	H D O P <sub>3</sub>	
Fort observation station	Ft O P <sub>3</sub>	
Antiaircraft observation post	A A O P 2	
Magazine or shell room	Mg 2 or S Rm 2	





*c.* Groupment, group, and battery observation and spotting stations assigned to a unit are numbered consecutively within the unit, each type in a separate series, beginning with number 1. These numbers are shown as superscripts to the letter included in the appropriate symbol, the unit number remaining as the subscript.

Name	Abbreviation	Symbol
Groupment observation station	Gpmt <sub>2</sub> O P <sub>2</sub>	
Gun group observation station	G <sub>2</sub> O P <sub>1</sub>	
Mine group observation station	M <sub>2</sub> O P <sub>1</sub>	
Battery observation station	B <sub>1</sub> <sup>1</sup> O P	
Spotting station	S <sub>3</sub> <sup>1</sup> O P	
Emergency observation station	E <sub>2</sub> <sup>1</sup> O P	
Temporary or improvised fire control structures	B <sub>3</sub> <sup>2</sup> Imp.	

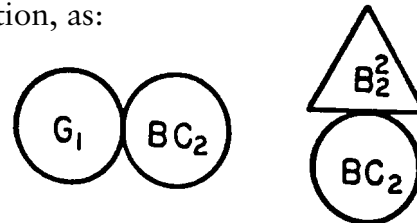
d. In certain cases it is desirable to show additional information regarding an installation, such as its size and whether fixed, portable, or mobile. Such information is placed either in the symbol or to the right thereof.

Name	Abbreviation	Symbol
60-inch seacoast searchlight; fixed, portable or mobile.	SL 2F (P or M)	 2F(P or M)
Seacoast searchlight other than 60-inch	SL <sup>36</sup> <sub>3P</sub>	 36'
Antiaircraft gun battery or composite battery, fixed or mobile.	A A No. 2 (F or M)	 (F or M)

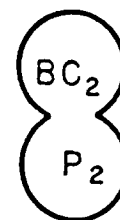
e. Where two stations are combined in one room, the symbols are superimposed one upon the other, and the letters representing each station are included in the combined symbol.

Name	Abbreviation	Symbol
Combined groupment command post and fort command post.	Gpmt Ft Cp	
Combined battery observation and spotting station.	B <sup>2</sup> <sub>1</sub> S <sup>2</sup> <sub>1</sub> O P	
Combined group command post and battery command post.	G <sub>1</sub> B <sub>2</sub> C P	
Combined battery command post and battery observation station.	B <sub>2</sub> C P B <sub>2</sub> <sup>2</sup> O P	

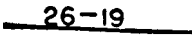
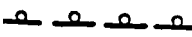







f. Where stations are adjacent in the same structure, the symbols are tangent to each other and are arranged to show the relative location, as:



g. Where communication may be had by voice through a passage, door, window, or voice tube, the symbols are left open at the point of contact, as:



Part 3.—Communications symbols for use on harbor defense fire-control charts and diagrams.

Telephone cable (numerals indicate number of pairs and gage)	
Speaking tube	
Mechanical data transmission line	
Electrical data transmission line	
Searchlight controller line	
Zone signal and magazine telephone line	
Firing signal line	
Time interval bell line	
Submarine cable (numerals indicate number of pairs and gage)	

#### Part 4.—Abbreviations

Cable gallery	C Gal
Cable tank	C T
Cable hut (commercial cable)	C H
Coast Guard station	C G S
Engineer wharf	Engr Whf
Gasoline tank	G Tk
Guardhouse	G H
Latrine	L
Lighthouse wharf	L H Whf
Mine boathouse	M B H
Mine derrick	M Drk
Mine tramway	M Tmy
Mine wharf	M Whf
Ordnance machine shop	O M S
Private wharf	Pvt Whf
Radio (commercial station)	Rad
Railway' wharf	Ry Whf
Saluting battery	Sl B
Service dynamite room	S D R
Steamship wharf	S S Whf
Quartermaster wharf	Q M Whf
Superseded (for abandoned buildings, etc.)	24 s
Temporary (for all uses except fire-control structures)	19 t
Sunset gun	S G
Tide gage	T G
Torpedo storehouse	T S
Tower	Tw
Water tank	W Tk
Weather bureau	W B